



## XP95 Interfaces Product Guide (International)

MAN 3040

**WORLD LEADER OF INNOVATIVE SOLUTIONS  
IN FIRE DETECTION AND ALARM SYSTEMS**



## 1 Modular Interfaces

Fire protection systems can be engineered simply and effectively without the need for custom designed equipment. A variety of interfaces for intelligent systems are available to suit individual applications.

**Standard interfaces** are designed to be surface mounted to walls and consist of three parts: a backbox with knockouts for cable entry, a PCB assembly and a protective front cover. With the exception of the Mains Switching Input / Output Unit, the standard interfaces are fitted with a bi-directional short-circuit isolator thus unaffected by a single short-circuit on either loop input or output.

Dimensions: 150mm x 90mm x 48mm

All Apollo standard interfaces comply with the Construction Products Directive.

**Miniature interfaces (with flying leads)** use very compact enclosures for installation into other equipment. They are fitted with flying leads and need no installation screws or brackets.

Dimensions: 76mm x 47mm x 14mm

**Mini Switch Monitor** is an interface in an entirely new housing, ideal for space limited applications. The unit can be fitted directly onto a standard 35mm DIN-Rail or mounted within an enclosure e.g. manual call point. It is designed to monitor the state of one or more singlepole, volt-free contacts connected on a single pair of cables and to report the status to Apollo compatible analogue control equipment.

The Mini Switch Monitor complies with the Construction Products Directive.

**DIN-Rail interfaces** feature enclosures that clip onto a standard 35mm DIN rail (DIN 46277) or are screwed to the base of a larger enclosure. They enable fire systems designers to achieve the functions required and create multi-purpose interfaces for individual sites.

Dimensions: 110mm x 107mm x 20mm

All Apollo DIN-Rail interfaces, mounted within a suitable enclosure, comply with the Construction Products Directive.



## 2 Switch Monitor

The Switch Monitor with Isolator is designed to monitor the state of one or more single pole, volt free contacts connected on a single pair of cables and to report the status to the fire detection control equipment.

- Four input states – normal, fault, pre-alarm and alarm
- Two visible LEDs
- Loop powered
- Built-in short circuit isolator

Item No	Package	Description
55000-843AMP		XP95 Switch Monitor with Isolator
55000-822APO		XP95 DIN Rail Switch Monitor



Technical Data	55000-843AMP
Voltage	17-28V dc
Quiescent current	1.25mA at 28v dc
Max switch on surge	3.5mA (200ms)
Switch closed LED on	3.5mA
Monitored input voltage	9-11vdc
Operating temperature	-20°C to +70°C (no icing)
Relative humidity	0 to 95% (non condensing)
IP Rating	IP54
Size	150W x 90H x 48D mm
Weight	240 grams

### 2.1 Mini Switch Monitor

The Mini Switch Monitors perform the same function as the Switch Monitor. Housed within a miniature enclosure, it is ideal for space limited applications. The housing allows the unit to be fitted onto standard DIN-Rail with a twist-click motion. The Mini Switch Monitor is isolated as standard and can be configured as an Interrupt or non- Interrupt device. The device produces four input states: normal, fault, pre-alarm and alarm. Three separate LEDs give clear status indication.

- Designed for use where space is limited
- Three status LEDs
- Built in Isolator
- Interrupt/non-interrupt
- Pre-alarm status

Item No	Package	Description
55000-760AMP		XP95 Mini Switch Monitor with Isolator



Technical Data	55000-760AMP
Voltage	17-28V dc
Quiescent current	200µA at 24v dc
LED Operated alarm	3.4mA + Quiescent
Remote and LED alarm	6.2mA + Quiescent
Relative humidity	0 to 95% (non condensing)
Size	39W x 39H x 20D mm
Weight	30 grams

### 3 Switch Monitor Plus

This product has the same functionality as the standard Switch Monitor. In addition it has a selectable delay making it suitable for monitoring flow switches. The Switch Monitor Plus also has an opto-coupled output for resetting a remote detector.

- Output for resetting a remote detector
- Four input states – normal, fault, pre-alarm and alarm
- Two visible LEDs
- Selectable alarm delay for monitoring flow switches – 30 seconds
- Built in short circuit isolator

Item No	Package	Description
55000-841AMP		XP95 Switch Monitor Plus with Isolator
55000-821APO		XP95 DIN Rail Switch Monitor Plus



Technical Data	55000-821AMP
Voltage	17-28V dc
Quiescent current	730µA at 28v dc
Max switch on surge	2.5mA (65ms)
Switch closed LED on	3.4mA
Monitored input voltage	9-11vdc
Operating temperature	-20°C to +70°C (no icing)
Relative humidity	0 to 95% (non condensing)
IP Rating	IP20
Size	107W x 110H x 20D mm
Weight	95 grams

### 4 Zone Monitor

The Zone Monitor powers and controls the operation of a zone of conventional detectors. This device has an input voltage derived from the analogue loop, provision is made for the inclusion of a standard or active end-of-line device.


Item No	Package	Description
55000-845AMP		XP95 Zone Monitor Unit with Isolator
55000-812APO		XP95 DIN Rail Zone Monitor with Isolator



Technical Data	55000-845AMP
Voltage	17-28V dc
Quiescent current	4mA + detector load
Max switch on surge	3.5mA (150ms)
Alarm current	11mA
End of line	5.1KΩ
Operating temperature	-20°C to +70°C (no icing)
Relative humidity	0 to 95% (non condensing)
IP Rating	IP54
Size	150W x 90H x 48D mm
Weight	240 grams

## 5 Sounder Controller

This unit is designed to control a zone of conventional sounders powered by an external DC supply. The sounders will be switched to sound continuously or be pulsed, 1s on 1s off. The Sounder Controllers at different addresses may be controlled individually or in selectable groups and have a facility for synchronising the outputs, when being pulsed.

Item No	Package	Description
55000-852AMP		XP95 Sounder Control Unit with Isolator
55000-182APO		XP95 DIN Rail Sounder Control Unit rated 5A





Technical Data	55000-852AMP
Voltage	17-28V dc
Quiescent current	1.95mA at 24V dc
Loop current max	5.5mA
External supply	9-32V dc 1.25A
Sounder circuit load	1A at 30V dc
Operating temperature	-20°C to +70°C (no icing)
Relative humidity	0 to 95% (non condensing)
IP Rating	IP54
Size	150W x 90H x 48D mm
Weight	240 grams

## 6 Input/Output Unit

This unit provides a loop-powered relay, a monitored input and an unmonitored opto-coupled input. It can report fault, switch open and switch closed levels.

- Loop Powered
- Double Pole Volt Free Change Over Contact capable of switching 1A at 30V dc
- Built in short circuit isolator


Item No	Package	Description
55000-847AMP		XP95 Input/Output Unit with Isolator
55000-803APO		XP95 DIN Rail Input/Output Unit



Technical Data	55000-847AMP
Voltage	17-28V dc
Quiescent current	1.2mA at 24V dc
Loop current max	3.5mA
Relay unit	1A at 30V dc
Opto input	35V dc max
Monitored input voltage	9-11V dc
Operating temperature	-20°C to +70°C (no icing)
Relative humidity	0 to 95% (non condensing)
IP Rating	IP54
Size	150W x 90H x 48D mm
Weight	240 grams

## 7 Output Unit



The Output Unit is a simplified version of the Input/Output Unit without the circuitry for monitoring inputs.

Item No	Package	Description
55000-849AMP		XP95 Output Unit with Isolator
55000-804APO		XP95 DIN Rail Output Unit

## 8 Mains Switching Input/Output Unit

The Mains Switching Input/Output Unit provides a voltage-free, single pole change-over relay output and a monitored switch input. This unit is designed to switch equipment operating at 230V AC, thus obviating the need for an intermediate relay and a power supply. The unit is loop powered.

- Supervises one or more normally open switches connected to a single pair of cables
- Capable of switching 250V ac up to 5A max

Item No	Package	Description
55000-875APO		XP95 Mains Switching Input/Output Unit
55000-797APO		XP95 DIN Rail Mains Input/Output Unit



Technical Data	55000-875AMP
Voltage	17-28V dc
Quiescent current	3.5mA at 24V dc
Rated load	5A at 240V ac, 2A at 48V dc
Switching capacity max	1.25Kva
Monitored input voltage	9-11V dc
Operating temperature	-20°C to +70°C (no icing)
Relative humidity	0 to 95% (non condensing)
IP Rating	IP54
Size	150W x 90H x 48D mm
Weight	240 grams

## 9 Three Channel Input/Output Unit

The Three Channel Input/Output Unit provides three voltage-free, single pole, change-over relay outputs and three monitored switch inputs. *Note this product is supplied in a special enclosure.*

Item No	Package	Description
55000-588AMP		XP95 Mains Switching Input/Output Unit



Technical Data	55000-588AMP
Voltage	17-28V dc
Quiescent current	3mA at 24V dc
Max current	7.5mA at 24V dc
Relay contact	1A at 30V dc
Operating temperature	-20°C to +70°C (no icing)
Relative humidity	0 to 95% (non condensing)
IP Rating	IP54
Size	250W x 175H x 75D mm
Weight	621 grams

**Notes:**

UNCONTROLLED DOCUMENT

NOTE: Due to AMPAC's commitment to continuous improvement specifications may change without notice.