

Standard Base
Installation guide

Item Number: 45681-200AMP (4106-1008)

Overview

The Standard Base, item No 45681-200AMP (4106-1008) supports both the Series 65 conventional range and DS Series addressable range of detectors. A Deep Base, item No 45681-213AMP is also available. The base has five terminals, Line 1 In, Line 1 Out, Line 2 In and Out, Remote LED Negative and Earth/Ground.

Series 65 Installation

All detectors in the Series 65 conventional range fit the 100mm diameter mounting base and should be wired as shown in figures 1 or 2.

Note: Polarity must be observed on detectors beyond the one driving the remote indicator. The earth terminal is provided for easier installation and is not required by the detector head.

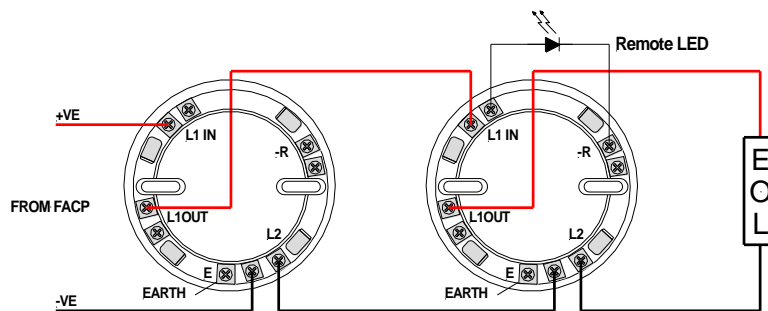


Figure 1: General Wiring Diagram for use with Series 65 c/w Optional Remote LED.

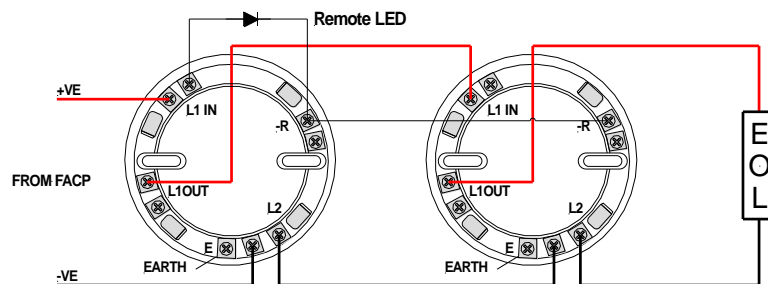


Figure 2: General Wiring Diagram for use with Series 65 c/w Common Remote LED

DS Series Installation

All detectors in the DS Series fit the 100mm diameter mounting base. Connection of the addressable detection loop cables should be made as shown in Figure 3. The earth terminal is provided to terminate the cable shield and the self adhesive label supplied should be marked with the device address and attached to the bottom of the detector.

Note: The remote LED output and the L1 Out terminals should NOT be used on the DS Series.

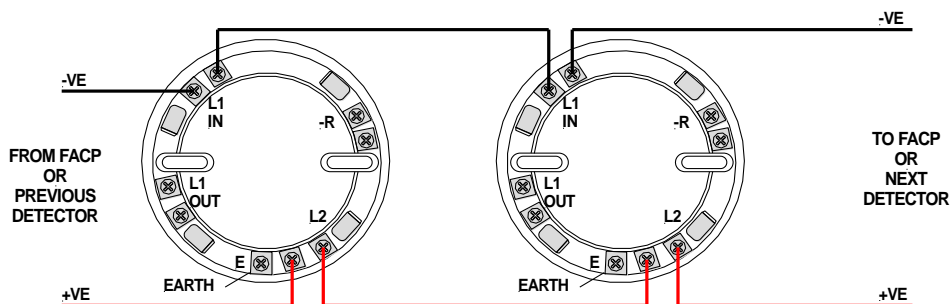


Figure 3: General Wiring Diagram for use with DS Series Detectors